



# COOKING

## Professional Built-In Gas 24"W. Rangetop



### Standard Features & Accessories

#### All models include

- Drip tray with roller bearing glides and two-quart drip pan

#### Griddle includes

- 24"W. thermostatically controlled steel griddle/simmer plate (separate burners/controls for left and right sides)


#### Char-Grill includes

- 24"W. grill with flavor generator plates and automatic ignition/re-ignition (separate burners/controls for left and right sides)

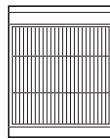
#### Wok Top/Cooker includes

- One 27,500 BTU porcelain/cast iron burner with automatic ignition/re-ignition
- 20" steel wok with top—standard
- Heavy-duty two-piece porcelain/cast-iron grate
- **Exclusive** agency-certified center trivet allows use of large stock pots


### Model Options



**VGGT240\***  
**24"W. Double Griddle**  
**Rangetop**



**VGQT240\***  
**24"W. Double Char-Grill**  
**Rangetop**



**VGWT240\***  
**24"W. Wok/Cooker**  
**Rangetop**

#### FINISH DETAILS FOR ALL MODELS

- Stainless Steel (SS), Black (BK), White (WH), Metallic Silver (MS), Graphite Gray (GG), Stone Gray (SG), Taupe (TP), Biscuit (BT), Cotton White (CW), Oyster Gray (OG), Golden Mist (GM), Lemonade (LE), Sage (SA), Mint Julep (MJ), Sea Glass (SE), Iridescent Blue (IB), Viking Blue (VB), Pumpkin (PM), Racing Red (RR), Apple Red (AR), Burgundy (BU), Plum (PL), Chocolate (CH), and Cobalt Blue (CB).
  - Finish designates color of enamel control panel.
- All units have black porcelain grates and grate supports (where applicable).
- All units (except white) have black knobs.
- White units have white knobs.
- Stainless steel drip tray pull and landing ledge.
- Brass Trim Option (BR)—drip tray pull, nameplate, knob bezels, and grate support side trim. Brass components have a durable protective coating for maintenance-free normal use

\*Shown throughout with 6"H. backguard. See **Installation Notes & Accessories** for details.

#### ORDERING INSTRUCTIONS

First specify model number, and then color code (VGGT240**SS**). If ordering optional brass trim, specify code at end (VGGT240**SSBR**). If ordering optional LP conversion, specify code at end (VGGT240**SSBRLP**).





# COOKING

## Professional Built-In Gas 24"W. Rangetop



★ Please see  
Installation Notes &  
Accessories  
for important  
installation  
information,  
including backguard  
and island trim.



ALL MODELS

Star-K Kosher  
Certification for  
use on the Jewish  
Sabbath or Jewish  
holidays

## Dimensions & Specifications

### PRODUCT DIMENSIONS



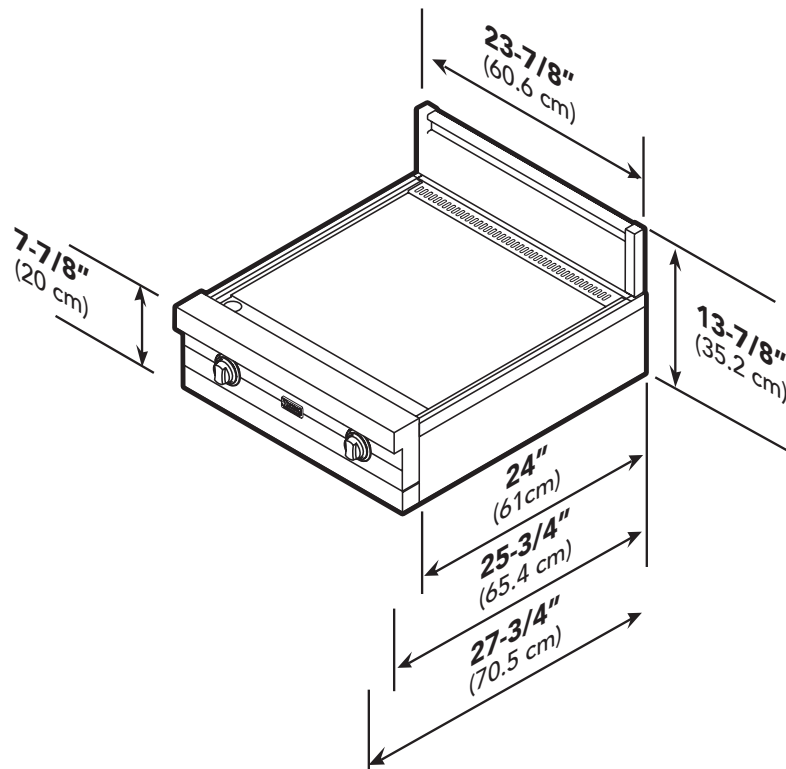
**VGGT240**  
24"W. Double Griddle  
Rangetop



**VGQT240**  
24"W. Double Char-Grill  
Rangetop



**VGWT240**  
24"W. Wok/Cooker  
Rangetop



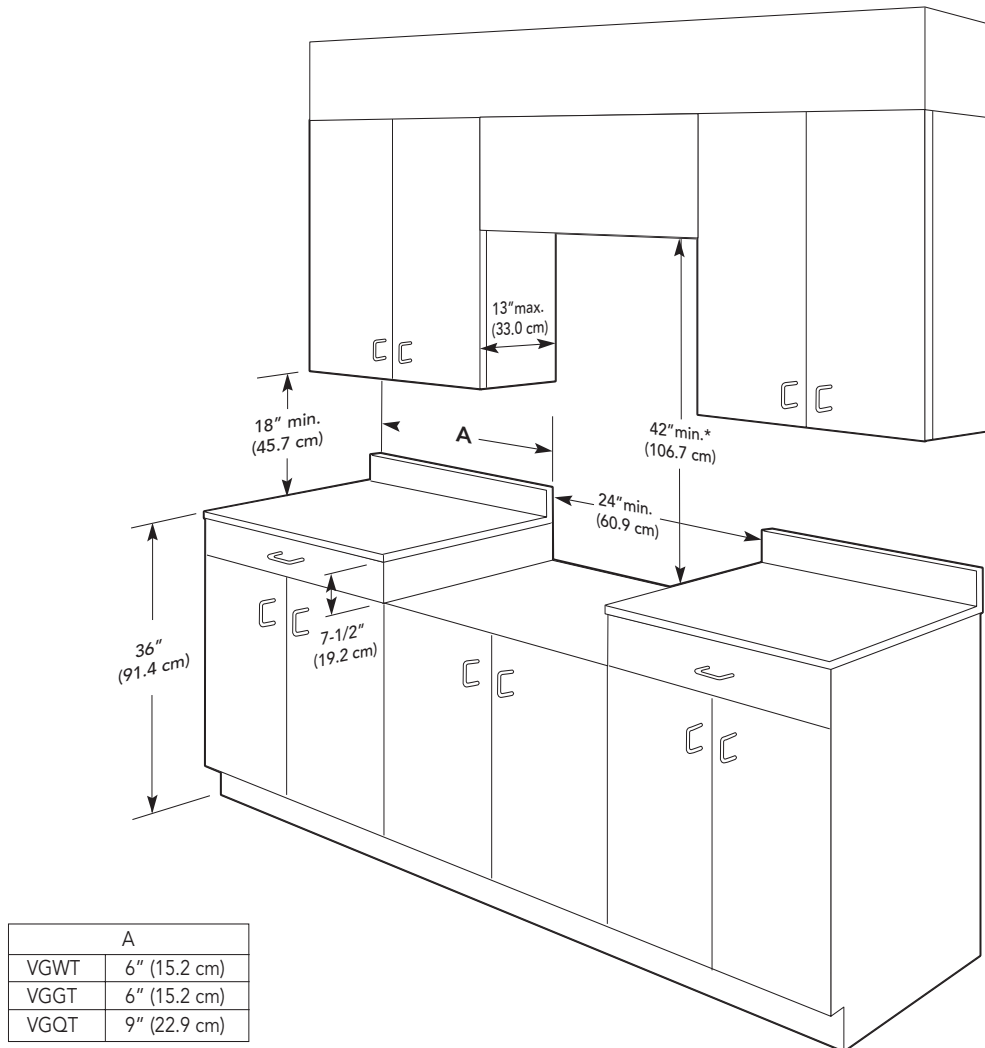
All models	
Overall width	23-7/8" (60.6 cm)
Overall height (from bottom)	
To cooking surface	7-7/8" (20.0 cm)
To top of island trim	8-7/8" (22.5 cm)
To top of 6" backguard	13-7/8" (35.2 cm)
To top of high-shelf	31-3/8" (79.7 cm)
Overall depth (from rear)	
To end of side panel	24" (61.0 cm)
To end of control panel	25-3/4" (65.4 cm)
To end of knobs	27-3/4" (70.5 cm)





## Dimensions & Specifications

### CLEARANCE DIMENSIONS



#### Minimum clearances from adjacent combustible construction

- Cooking surface and below, i.e., 36" (91.4 cm) and below
  - Sides—0"
  - Rear
    - 0" with backguard or high-shelf
    - 0" with island trim and non-combustible rear wall
    - 6" (15.2 cm) with island trim and combustible rear wall
  - Top grate support—3/8" (1.0 cm) above countertop
- Above cooking surface, i.e., above 36" (91.4 cm)
  - Sides
  - VGWT/VGGT—6" (15.2 cm)
  - VGQT—9" (22.9 cm)

- Within the side clearance, wall cabinets no deeper than 13" (33.0 cm) must be minimum 18" (45.7 cm) above cooking surface.

- Wall cabinets directly above product must be minimum 42" (106.7 cm)

\* This minimum height requirement does not apply if a rangehood is installed over the cooking surface.

**Do not install two or more units side-by-side.**



### UTILITY REQUIREMENTS



#### GAS

- o Shipped natural gas standard; convert to LP/propane with standard convertible regulator
- o Accepts standard residential 1/2" (1.3 cm) ID gas service line
- o Gas manifold pressure
- o Natural gas 4.0" W.C.P.
- o LP/Propane 10.0" W.C.P.



#### ELECTRICAL

- Four-foot (121.9 cm) cord included with rangetop
- Three-wire with ground/three-prong plug
- 120 V/60 Hz
- Maximum amp usage—
  - o GT—7.2
  - o QT—0.5
  - o WT—0.08



#### PLUMBING

Not applicable

## Installation Requirements

### ACCESS REQUIREMENTS



**VGGT240**  
24"W. Double Griddle Rangetop



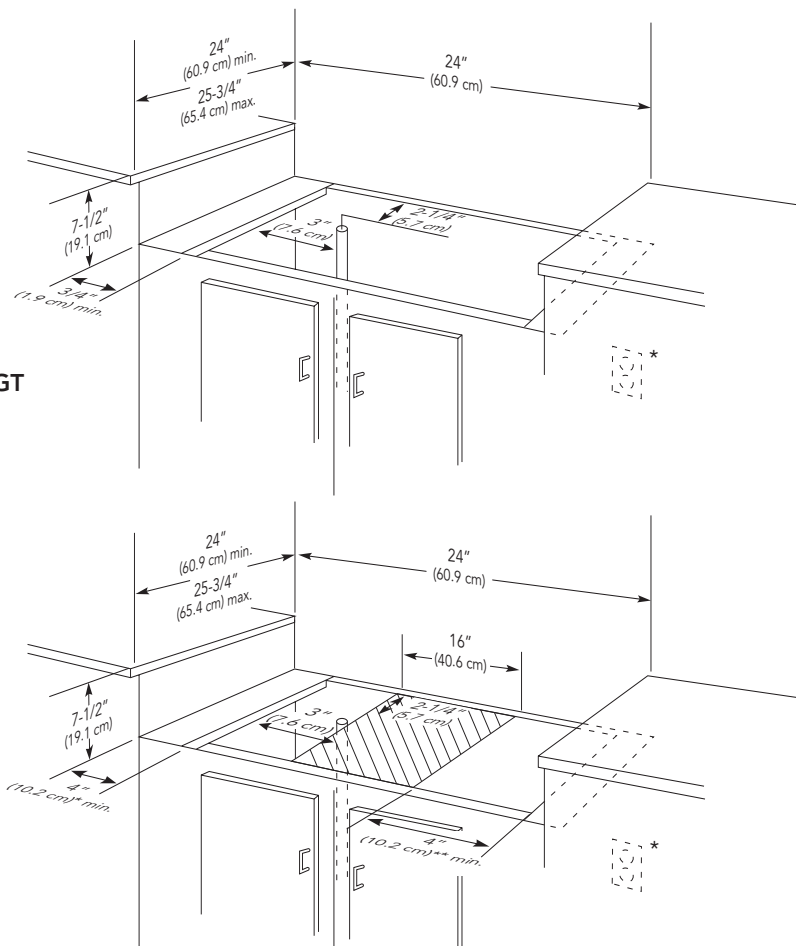
**VGQT240**  
24"W. Double Char-Grill Rangetop



**VGWT240**  
24"W. Wok/Cooker Rangetop

VGWT/VGGT

VGQT



\*120 VAC/60 Hz within 48" (121.9 CM) of right rear unit

\*\*This area must remain open for ventilation

	VGGT240	VGQT240	VGWT240
Cutout width		24" (61.0 cm)	
Cutout height		7-1/2" (19.1 cm)***	
Cutout depth		24" (61.0 cm) min. to 25-3/4" (65.4 cm) max.	
Surface burner rating			
Two griddles (each)	15,000 BTU Nat. (4.4 kW)/ 13,500 BTU LP (4.0 kW)		
Two grills (each)		15,000 BTU Nat. (4.4 kW)/ 14,000 BTU LP (4.1 kW)	
One grated wok burner			27,500 BTU Nat./LP (8.1 kW)

\*\*\*Top of grate support should be 3/8" (0.95 cm) above countertop.



## ★ Installation Notes & Accessories

A backguard or island trim must be used for all installations

### 6"H. Backguard

- Stainless Steel (SS)
- Coordinates with all finishes

Model	Description	Approx. ship wt. lbs. (kg)
T24BG6	Backguard	14 (6.3)

### Island Trim

- Stainless Steel (SS)
- Coordinates with all finishes
- For island/peninsula installation
- Can replace backguard if wall is non-combustible

Model	Description	Approx. ship wt. lbs. (kg)
T24TII	Island trim	9 (4.1)

### High-shelf

- Stainless Steel (SS)
- Coordinates with all finishes
- Shelf comes attached to a 24"H. backguard

Model	Description	Approx. ship wt. lbs. (kg)
T24HS24	24"W. high-shelf	40 (18.0)

### Countertop Side Trim

- Stainless Steel (SS)
- Coordinates with all finishes
- Installs on side of unit; overlaps countertop
- One pair of trim

Model	Description	Approx. ship wt. lbs. (kg)
T24CST	Side trim for wok/cooker	2 (0.9)
TE24CST	Side trim for griddle/grill	2 (0.9)

### LP/Propane Conversion Kit

- Allows for field conversion of range from natural gas to LP

Model	Description	Approx. ship wt. lbs. (kg)
LPKRR	Natural to LP/propane conversion kit	2 (0.9)

## Compliance Information



## WARRANTY INFORMATION\*

- One-year full warranty—complete product
- Ten-year limited warranty—surface burners, griddle burners, and grill burners
- Ninety-day limited warranty—cosmetic parts such as glass, painted, and decorative items

\* For complete warranty see *Use & Care Guide*. Warranty valid on Viking products shipped within the United States and Canada.

